


Great Basin Basketmakers



Newsletter

Continuing 10,000 Years of Basket Arts

November 2006
Volume 20 Number 11
Edited by Sallie Moore

Editor's Notes

Be sure to check out the next issue of *Reno Magazine* which features an article on GBB!!

Molly G. and **Eileen B.** were both interviewed in recent articles in the Reno Gazette Journal and Tahoe Daily Tribune. Read the articles on-line through the links on our website, www.greatbasinbasketmakers.org on the "Publications" or "Our Friend" pages.



Both **Pat M.** and **Tish K.** are recovering quickly from recent surgeries.

The recent Wild Women exhibit and sale at Rancho San Rafael featured GBB members **Gretchen E.**, **Mary Lee F.**, **Claudia K.**, and **Barbara Prodaniuk.**

2 November Meeting

November Program 11 A.M. New Time!

It's hard to believe that 2006 is nearly over! Since the holiday party is in December, November will give us our final program in Park Lane Mall. In keeping with the GBB spirit of new adventures, our November program will give all of us an opportunity to sell our creations to each other. What an opportunity to buy a Christmas gift for ourselves or a dear friend!

Bring your great baskets, gourds, earrings, pins, anything you've made and would like to sell. Mark the sales price and remember that GBB gets 10 per cent.

The tables will be all ready at 10:45 for you to come set up your work, and the sale will begin at 11. We can sell until noon or during lunch, whichever works out best. Our regular meeting, just for this time, will begin promptly at one o'clock.

November is gratitude month. Your program chairs would like to thank you for supporting us and our meeting programs for the year. You are the greatest!!

Mary Lee and Tish



October 5, 2006

GBB General Meeting Minutes

Submitted by Eva Havelik

Sandy Zoerner started the meeting at 11 am.

Treasurer's report was read.

Previous minutes were approved.

Programs: Mary Lee talked about our project in Idlewild Park. If it rains, it will be held the following Thursday. The project is a large basket type structure constructed of tree branches. Joan talked some about next year's programs and solicited ideas and suggestions from all members.

Membership - we have 202 paid-up members.

Library - we have a new book on jewelry donated by Molly.

Del gave a short report from the nominating committee.

We need someone to do publicity. There is a need for co-chair for exhibits and programs. April, who already discussed this with Margaret, volunteered to help. It was also suggested that committee chair people should be on the board. All members are invited to come to board meetings and participate.

Everybody was reminded to keep checking our website. Sallie has agreed to continue maintaining it.

Molly announced that it is a "done deal" for our new facility on Neil Road for regular meetings and 3rd Thursday workshops and Saturday workshops will be held at the old Y (community center) on Valley Road.

Molly got a big hand for doing all the work connected with finding a new home for us.

The slate of nominees for officers and board members will be announced at our November meeting.

December 14 at 10am is moving-out date for our library and wall display boards. Suggestions were made to approach the May Museum and/or Nevada State Museum in Carson City for having them display the boards rather than putting them in storage.

The Reno/Sparks Gospel Mission opened a new shelter for women. They need many things, like bedding and toiletries and so it was decided that instead of our annual Christmas gift exchange we will meet and prepare packets for the shelter.

Raffle winners: 2 bottles of reed dye - Muriel

small pouch - Del

set of greeting cards - Muriel

18 November gathering

Saturday Weave-In

Bring your unfinished projects (that may emerge as holiday gifts!) and work toward completion. The last meeting of the Saturday group at Park Lane Mall will be meeting on November 18th at 10 AM. Join us and tie up those loose ends (no pun intended).





Touch 100 Womens' Lives

At the October meeting, it was proposed that we donate needed toiletry items and bedding to the new Reno-Sparks Homeless Women and Children Shelter. The shelter recently opened and has been at full capacity every night since. This proposal was greeted enthusiastically and we set a goal to fill 100 plastic gallon bags with items such as soap, shampoo, deodorant, lotions, etc. in addition to gift bags for children with coloring books, crayons, mittens and knitted caps. The shelter is also in desperate need of twin size sheets, blankets and pillowcases. They have a total of 46 beds in the shelter, which includes women on the rehab program. Warm jackets and clothing are also needed. If you have any of these things that you can donate, please bring them to the November meeting.

A team of members will purchase the needed items rather than asking each member to buy and fill two or three bags with the toiletries. This way we can buy in bulk and ask for discounts from stores. In the spirit of giving back to our community, we decided to not have our normal gift exchange at the December meeting, but to use that money we would have spent and donate it for this project. We hope that every member could donate \$10-\$20 for this project and then our GBB general fund would match the money we raise. We can discuss this further at the November 2nd meeting and collect donations at that time. We will fill the gift bags at our December meeting and potluck.

Giving back to our community is part of our requirement as a 501C-3 non-profit organization. What better way to give back at this time of year than to provide items to women and children that need so much? While we all have a place to live with plenty of clothing and personal items, these homeless women and children have nothing except what they are wearing and what they can carry with them. It's time to share and GBB can make a difference in their lives. How can you help? Write a check payable to GBB and mail or give it to the project co-coordinator Molly Gardner at 550 E. First Ave., Sun Valley, NV 89433. For more details call her at 775-673-1628.

Nominees for 2007 to be presented at November meeting

The nomination committee will present the candidates to the Board of Directors at the board meeting to be held at 10:00 a.m. November 2nd. The nominees will be then be presented at the general meeting and nominations from the floor will also be accepted at that time. Voting for the new slate of officers and board members will then take place. The new officers will be installed at the December meeting. Board meetings are open to all GBB members. Please call Molly Gardner at 673-0628 if you wish to be on the agenda.



November 16th

NEOLITHIC BRAID WORKSHOP



10 am - 4 pm

The November third Thursday will be a Japanese Neolithic Braided basket. This is a free form sculptural basket. The spokes alternately become the weavers and the weavers become the spokes. This basket will require some basic basketry skills.

Materials: #2 round reed: spokes: 5oz weavers: 1oz


Preparation: Cut 60 spokes: 42 inches long

Dimensions: Base: 6 inches, Height: 4 to 5 inches, Top diameter: 11 to 12 inches



Contact instructors Carol Thomas (775-345-0161) and Joan O'Brien (775-849-3442) for class costs and details.

Lights! Action! Videos!



A series of terrific videos that focus on contemporary, mostly American, basket-makers is offered by Odyssey Video, and they are wonderful! You can watch how those you admire actually build their creations and learn the ideas that bring them about. The 30, 40, or 50 minute videos are good for students, teachers, or anyone else interested in the art of baskets. Artists featured are: Jackie Abrams, Dona Anderson, Kate Anderson, Diane Banks, Dail Behennah, Charissa Brock, Jerry Bleem, Mary Butcher, Dorothy Gill Barnes, Nancy Moore Bess, Jill Nordfors Clark, Michael Davis, John Garrett, Mary Giles, Angie Harbin, Lissa Hunter, Flo Hoppe, Kay Khan, Christine Joy, Lewis Knauss, Nancy Koenigsberg, Gyongy Laky, Ed Bing Lee, Kari Lonning, Rebecca Medel, Mary Merkel-Hess, Doris Messick, Norma Minkowitz, Judy Mulford, Valerie Pragnell, Lindsay K. Rais, John Rais, Shuna Rendel, Jane Sauer, Karyl Sisson, Polly Adams Sutton, and Deborah Warner.

Videotapes are \$32 and DVDs are \$36 plus \$5 or \$4 shipping (with discount for institutions) Make check payable to Odyssey. Mail to Odyssey Video, Valley House, Raydon Ipswich, Suffolk IP7 5LH, England.


Tish's Trusty Tip:

Weave a small handled basket (no larger than 3-4 inches long), fill it with wrapped hard candies and take it to a hospitalized friend to grace her table. Not only will the candies be welcomed by your friend, but the nurses, helpers and doctors enjoy a treat as well! It will be a good conversation starter, attract more attentive care, AND may glean a prospective member to GBB. (I speak from experience on this topic, though I had to weave my own basket!!)

Natural Weaving Tip of the Month

By Susan Stewart

Invasive; drought-tolerant; stunning fall color; good small animal cover; berries great food for birds, poison to humans; tendrils make interesting basket accents..... all these comments and more have been said about **Virginia Creeper**. This eastern native can now be found in almost every state in the union and if it's not in your yard, you are probably lucky! You can usually find them on the fences, poles and draped over other plants in parks and neighborhoods around Reno.



This perennial vine is fast growing and can become brittle with age. If you intend to use the vines as the basis for your basket, young, fresh vines in random-weave designs work best. When you are doing your fall pruning, you can also use the long runners as well. If you can't use them immediately, they can be dried in loose rounds in a cool dry area. When you are ready to use them, soak for several hours then let them sit in damp towels (mellow) for about 30 minutes before weaving. The tendrils and berries do make interesting adornments to baskets made of different or similar materials. Have fun with this beautiful pest!

Fall Arboretum Tour

by Sandy Zoerner

The weather cooperated on October 11 for about 13 basketry friends who joined the beautiful fall walk through Wilbur D. May Arboretum and Botanical Gardens. Horticulturalist Bill Carlos lead us on a wonderful tour as we walked through the gardens visiting numerous plants which are suited to basket making. Bill stated that our brochure describing the various basketry related plants has been popular and he discussed some of his ideas for enhancing the walk to make it more user friendly. The brochure and self-guided walk also compliment our book, "Weaving Naturally in the Great Basin." Our tour was followed by a wonderful potluck lunch. If you were not able to join us, please visit the arboretum when you can. There are brochures available there or you may contact Sandy Zoerner at 786-2165 for a copy.



Signing Your Baskets

(From the Northwest Basket Weavers newsletter, who got it from the Basketweavers Guild of Georgia)

It's important that basketmakers document their work by creating their own personalized way to sign their baskets. Here are some neat ideas I found on www.basketmakers.com. These ideas represent a compilation and do not come from any one individual.

?? Sign your basket with a waterproof fine black marker (like a Sharpie) on the handle or on the weavers on the underside of your basket. Use your initials or your full name, depending on space available, and add a date or year if space allows.

?? Add a metal tag inscribed with your name or company name.

?? Use a rubber stamp to print a personalized impression onto a thick piece of paper that can be glued to the basket or handle. A few coats of sealer can be painted over the paper if you wish.

?? Use a woodburning tool to write your signature or initials into a basket. Use the writing tip to sign, or purchase a customized logo or signature tip from the manufacturer.


?? Cut a thin diagonal slab from a small branch to write your name on. Drill a small hole in the slab and add a string or raffia strand to tie the label to your basket.


?? Use a tooled leather tie-on impressed with your name. Tie it onto the weaving or the handle.

?? Use a paint pen to sign your name onto a large petal from a pinecone. Drill a small hole in the end of the petal and string it onto your basket.

?? Use a specific color or materials combination that is identifiable as your trademark. For example: three rows of blue weavers near the rim.

?? Tie a group of beads strung on waxed linen in a specific combination that is recognizable as your mark.





CHECK IT OUT !!!

An oldie but goodie published in 1979, **BASKETRY TODAY WITH MATERIALS FROM NATURE** by Dona Meilach is a book worth your perusal! It boasts 362 photographs and 23 drawings and includes weaving, plaiting, twining, coiling, pine needles and more. Common to contemporary baskets are found throughout this small paperback book. Copies can be found on the internet used for under \$3.00 and it is frequently available on ebay. Mary Lee has recommended this book in many of her classes as a classic book on weaving. This gem should be on your list to check out!!

Next Month's Newsletter Editor is: Tia Flores

She can be reached at
tia@gourdearthart.com
Or at 846-9592.

Although there are a number of ways contributors may submit information for inclusion in the next newsletter, (e-mail, typed and sent via snail mail for scanning or by phone),

e-mail is the preferred method. When submitting articles for the newsletter, send them as a plain, unformatted text attachment, if possible. PLEASE don't bold, center, italicize, underline, bullet or number. If you have a "yen" to do so, consider becoming one of the newsletter editors! Please don't take offense if you're edited for length and/or clarity.



Great Basin Basketmakers Membership Application/Renewal

Membership Dues: \$20/yr, \$35/2 yrs, \$50/3 yrs. (Renewals due in January)

Date _____ Amount: \$ _____ New _____ Renewal _____

Name _____

Address _____

City _____ State _____ Zip _____

Telephone _____ Email _____

Send this completed form and check payable to **Great Basin Basketmakers** and mail to:
Great Basin Basketmakers * P. O. Box 11844 * Reno, NV 89510-1844

Great Basin Basketmakers

Post Office Box 11844

Reno, Nevada 89510-1844

Non-Profit Org
U.S.POSTAGE
PAID
Reno, Nevada
Permit 300

Creativity is allowing yourself to make mistakes. Art is knowing which ones to keep.

[Scott Adams](#), 'The Dilbert Principle'



November 2006
Time Dated Material

Great Basin Basketmakers

Established January 1987

- ? Meeting the first Thursday of each month at Park Lane Mall, southwest meeting room, corner of Plumb Lane and S. Virginia Street, Reno. Plenty of free parking
- ? Open business meeting at 11 AM. **All are welcome.**
- ? Bring lunch or buy it at the Mall.
- ? Show and Tell/Lunch 12-1 PM. Program starts at 1:00 PM
- ? Membership dues for Great Basin Basketmakers are \$20/yr, \$35/2 yrs, \$50/3 yrs. Dues are to be paid annually in January. Membership includes monthly newsletter, access to large library and reduced workshop rates.

Please direct address changes, membership dues, and requests for membership to Pat Morfoot
4747 Pradera St., Sparks, NV 89436-1649
775-626-8108

www.greatbasinbasketmakers.org

E-Bulletin board: Contact Margaret Marshall at gmlmarshall@aol.com

Our Mission Statement

The main focus of the Great Basin Basketmakers is to make baskets, to learn everything possible about the traditions and techniques of basketry and to pass this knowledge along to others.